



## Applications:

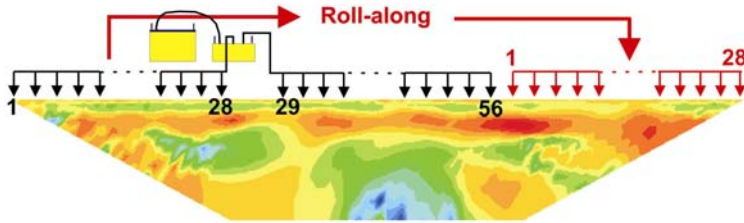
- The SuperSting Switch box is used to control passive electrodes in situations where smart electrodes are not suitable.
- The Switch box comes in two models, one for SuperSting R1 and Sting, the other for SuperSting R8.
- There are Switch boxes available with 28, 56, 84 and 98 electrode switching capacity.
- Several switching boxes can be “daisy chained” together for even larger capacity.
- The Switch box can be used in combination with smart electrodes. For example passive electrodes placed in two bore holes and smart electrode on the surface between the bore holes.
- Can be used with your own cables or with our special bore hole cable, underwater cable or land cable.
- Ideal for bore hole monitoring situations where fixed bore hole cables are installed with our patent pending passive graphite electrodes and the SuperSting and Switch box is used to record changes in the ground at different time interval. Time lapse processing is performed with our EarthImager software.
- Can be used for 2D and 3D surface measurements, as well as bore hole to bore hole measurements.

# Switch Box For SuperSting R8/IP, SuperSting R1/IP and Sting R1/IP

Use the Switch Box together with the SuperSting or Sting in the following applications:

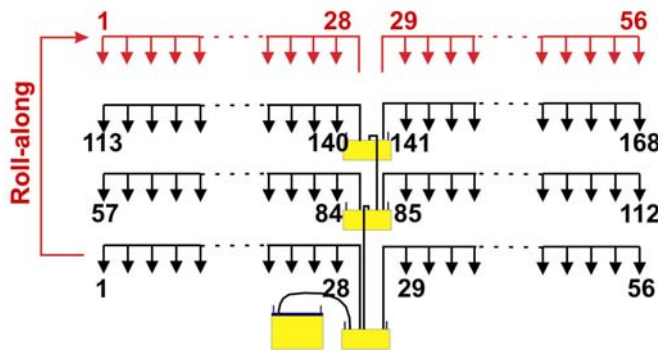
## 2D surface survey for resistivity and IP imaging

Use the Switch box for 2D resistivity and IP imaging surveys with roll-along for any type of electrode array.



## 3D survey

Use the Switch Box for 3D data recording. Note that the surface electrodes can be combined with borehole electrodes for higher resolution at depth. 3D roll-along can be performed in the north-south direction as well as in the east-west direction.



## TECHNICAL SPECIFICATION

The SuperSting Switch Boxes are available for SuperSting R8 and R1 as well as the Sting R1 and R1/IP. The Switch Box R1 can be used with the SuperSting R8/IP but then only in single channel mode. The Switch Box R8 can only be used with the SuperSting R8/IP.

Each switch box has two connectors for connecting to the SuperSting or for "daisy chaining" to other Switch Boxes or to our active (smart) dual mode electrodes.

Depending on Switch Box model there are 1-4 electrode cable connectors.

Contact AGI for information about mating electrode cable connectors.

The SuperSting or the Sting powers the Switch Boxes.

Both types of Switch Boxes (R1 and R8) come in the following electrode switching capabilities: 28, 56, 64, 84 and 98 electrodes

### Dimensions:

Switch Boxes 28 – 84: 254x254x160 mm (10"x10"x6.3").

Switch Box 98: 330x231x180 mm (13.0"x9.1"x7.1")

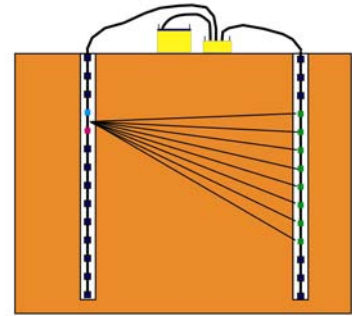
### Weight:

Switch Boxes 28 – 84 max 6.0 kg (14 lb)

Switching box 98 7.5 kg (16.5 lb)

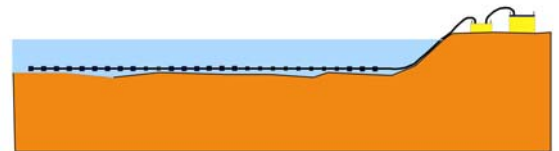
## Electrical Resistivity Tomography (ERT)

Use the SuperSting, the Switch Box and our borehole cables to record data between two or more boreholes with or without surface electrodes. The Switch Box can also be used together with our patented active (smart) dual mode electrodes.



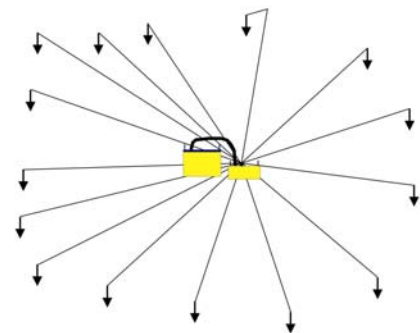
## Underwater survey

The electrode cable is simply laid in a straight line on the bottom of a lake or the sea and attached to the Switch Box on land or in a boat. The electrodes make contact through the water, no stakes are necessary.



## Universal electrode configuration

Use your own cables to connect to the electrodes in any combination you want. The instrument can be programmed to perform any type of desired survey.



## Advanced Geosciences,

Brasil:

Tel: (21) 2556-1295 Fax: (21) 2205-5100

E-mail: [info@alphageofisica.com.br](mailto:info@alphageofisica.com.br)

Web site: [www.alphageofisica.com.br](http://www.alphageofisica.com.br)